

CLUX-42S

4x2 HDMI v1.3

Switcher

Operation Manual



TABLE OF CONTENTS

1. Introduction	1
2. Features	1
3. Operation Controls and Functions	2
3.1 Front Panel	2
3.2 Rear Panel	2
4. Remote Control	3
5. RS-232 Remote Control Protocol	3
5.1 RS-232 transmission format	3
5.2 RS-232 command	4
6. Specifications	4
7. Connection and Installation	5
8. Cypress HDMI v1.3 Series	6

1. Introduction

The is a high performance HDMI v1.3 Switcher with remote control. It allows your various HDMI source to share two HDTV display. Simply pressing one button to select your desired HDMI source for display on the HDTV.

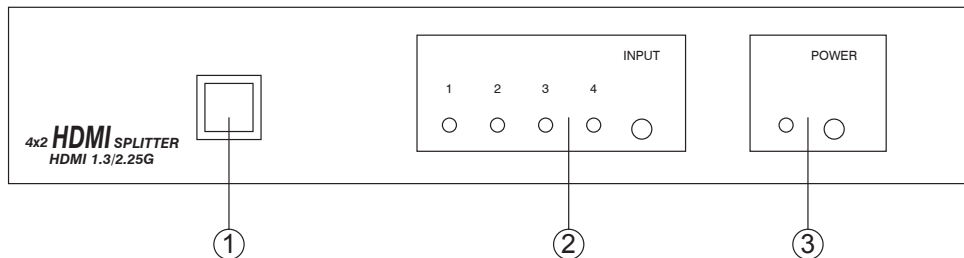
Each product in this series is compatible to HDMI v1.3 specifications, a cutting-age technology which defines the support to transfer Deep Color (10-bit and 12-bit) video and new lossless compressed (Dolby TrueHD, Dolby Digital Plus and DTS-HD Master Audio) digital audio, with a high bandwidth up to 225MHz.

2. Features

- * HDMI 1.3, HDCP1.1 and DVI1.0 compliant Receiver.
- * Deep color video up to 12bit, 1080p@60Hz.
- * Four HDMI sources to connect up to two HDMI displays simultaneously.
- * Supports DVI source and DVI display by using HDMI to/from DVI adaptor cable.
- * Dolby Digital, DTS digital audio transmission (32-192kHz Fs sample rate).
- * Supports a wide range of PC and HDTV resolutions from VGA to UXGA and 480i to 1080p.
- * HDMI cable distance test with 1080p resolution: Input/Output source can run up to 30M/5.1CH.
- * Full HDCP Compliant..

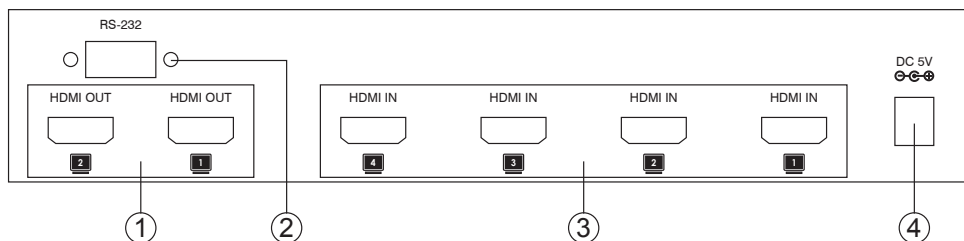
3. Operation Controls and Functions

3.1 Front Panel



- ① Remote Control Sensor.
- ② HDMI input Select/Indicator: Press the "Input" button sequentially to switch to your desired input (HDMI 1 to HDMI 4), the LED will illuminate to indicate which input source is selected
- ③ POWER Switch/Indicator: Press the "POWER" button to turn on/off the power, the power LED illuminate in red color means the power is turned on, when the LED not illuminate power is turned off.

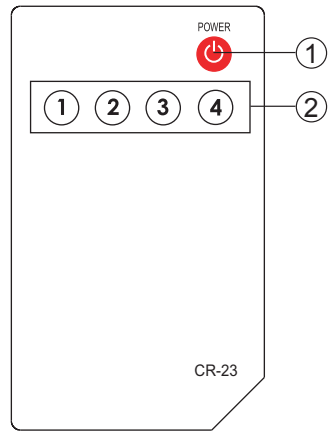
3.2 Rear Panel



- ① HDMI Outputs 1 and 2: Connect each of the output ports to the HDMI display. When more than one output connected, the HDMI outputs play identical video signal simultaneously.
- ② RS232: 9-pin D-Sub connector for connecting to your PC or other control console for remote control.
- ③ HDMI Inputs 1 to 4: Connect each of the input ports to the HDMI or DVI output of your source equipment such as DVD player or set-top-box.
- ④ Power: Plug the 5V DC power supply into this unit and connect the adaptor to AC wall outlet.

4. Remote Control

- ① Power: Press the button to turn on/off the unit.
- ② Direct input selector:
Press 1, 2, 3 or 4 to select the desired input source.



5. RS-232 Remote Control Protocol

The connection between splitter and remote controller with **RS-232** modem cable. Pins definition of modem cable

Splitter			Remote Controller	
PIN	Definition		PIN	Definition
1	NC	→	1	NC
2	TxD		2	Rx
3	RxD		3	Tx
4	NC	←	4	NC
5	GND		5	GND
6	NC		6	NC
7	NC		7	NC
8	NC		8	NC
9	NC		9	NC

5.1 RS-232 transmission format:

Baud Rate: 9600 bps

Data bit: 8 Bits

Parity: None

Stop Bit: 1 bit


5.1 RS-232 transmission format:

RS-232 command	Operation
POWER 00	Select power OFF
POWER 01	Select power ON
PORT 01	Select port 1
PORT 02	Select port 2
PORT 03	Select port 3
PORT 04	Select port 4

6. Specifications

Frequency bandwidth	2.25Gbps (single link)
Input port	4x HDMI female ports
Output port	2 x HDMI female ports
Power Supply	5VDC/2.6A (US/EU standards, CE/FCC/UL certified)
Remote Control	Discrete IR remote
Dimensions (mm)	240(W) x 104(D) x 44(H)
Weight(g)	0.8 kgs
Chassis Material	Metal
Silk Skin Color	Black
Operating Temperature	Operating from 0°C ~ 48°C

7. Connection and Installation



8. Cypress HDMI v1.3 Series:

Product	Description
CLUX-11S	1x1 HDMI V1.3 Repeater
CLUX-12S	1x2 HDMI V1.3 Splitter
CLUX-14S	1x4 HDMI V1.3 Splitter
CLUX-18S	1x8 HDMI V1.3 Splitter
CLUX-21SY	2x1 HDMI V1.3 Switcher
CLUX-31S	3x1 HDMI V1.3 Switcher
CLUX-31SY	3x1 HDMI V1.3 Switcher
CLUX-41SY	4x1 HDMI V1.3 Switcher
CLUX-41AT	4x1 HDMI V1.3 Switcher with Digital Audio
CLUX-42S	4x2 HDMI V1.3 Switcher
CLUX-110S	1x10 HDMI V1.3 Splitter
CLUX-210S	2x10 HDMI V1.3 Splitter
CLUX-210T	2x10 HDMI V1.3 Splitter with Digital Audio

